



NEW.URBAN.ERA

online workshops and activity pack
including

six o'clock
doodle club



Environmental &
Recyclable Arts



Roots Six o'clock doodle club



Join Roots for doodle club and learn how to create some of her COOL characters....

She's put some colouring pages together and would love to see them finished so do share with us by emailing : newurbanerauk@gmail.com

And we will share on our social media pages ..

spot the difference

Can you find 10 differences on Cerberus?



1.



2.

#ROOTS0121 • www.roots0121.co.uk

TAKE A LOOK AT ROOTS
NUE VIDEO



SCAN THE QR CODE ON
YOUR PHONE CAMERA



Andy Nash Visual Artist

Andy takes care of the environmental and recycle arts for us at NUE.

What does that mean ?

Andy uses natural materials such as leaves and twigs that fall from trees or materials that would have been put in the Bin.



Leaf Chain



Stick Stack



Leaf Stencil

You can watch videos of the above artworks being created along with how to do it on our website the QR code takes you straight to them



Hand stitched leaf chains

These can be created at any time, however the best time of year for making leaf chains is during the Autumn season, when leaf fall offers a wide range of colour variation. Different trees will provide leaves with an amazing variety of shape, colour, texture and scale.

Know your leaves!

Look for leaves that have stalks attached and those with a vein running up the centre, as these will be used to stitch each leaf together.

Good examples include: Cherry, Sycamore, Poplar

It is important to understand that environmental art is a process that respects nature. We only use leaves that have dropped from the trees. So when we gather our art materials, be sure NOT to pick leaves directly from the tree as the tree has not finished with them yet. Usually the best time for this kind of work happens within a two to three week window during November. As trees begin to change colour and often after a good wind, usable leaves will be brought to the ground naturally.



Arranging and stitching techniques.

Select the first two leaves to be stitched and pinch off the stalk at the base where it joins the leaf.

Turn them over and place one leaf on top of the other, about half way up.



Take the stalk and pierce through both leaves to one side of the primary vein. Then pierce back through both leaves on the other side of the central vein.

Well done! You have stitched your first link in the leaf chain.

Repeat this process again for the next link.

Place, Pierce, Stitch Repeat...






WANNA BREAK?

DROP THE NEEDLE ON THE RECORD!


Colour in the Turntable down below and see if you can correctly label each part.

if you're not sure, why not check out Philthee's Videos on the NUE website, just scan the QR code using a mobile phone



Learn with Bboy Philthee

Live online / NUE



KORP



will be teaching you some simple but effective doodle techniques while showing you how he creates his own characters

Have a go at using different shades on the colouring pages when complete email it over for us to share with the world

Get more free colouring pages scan the QR code and fill your boots



newurbanerauk@gmail.com

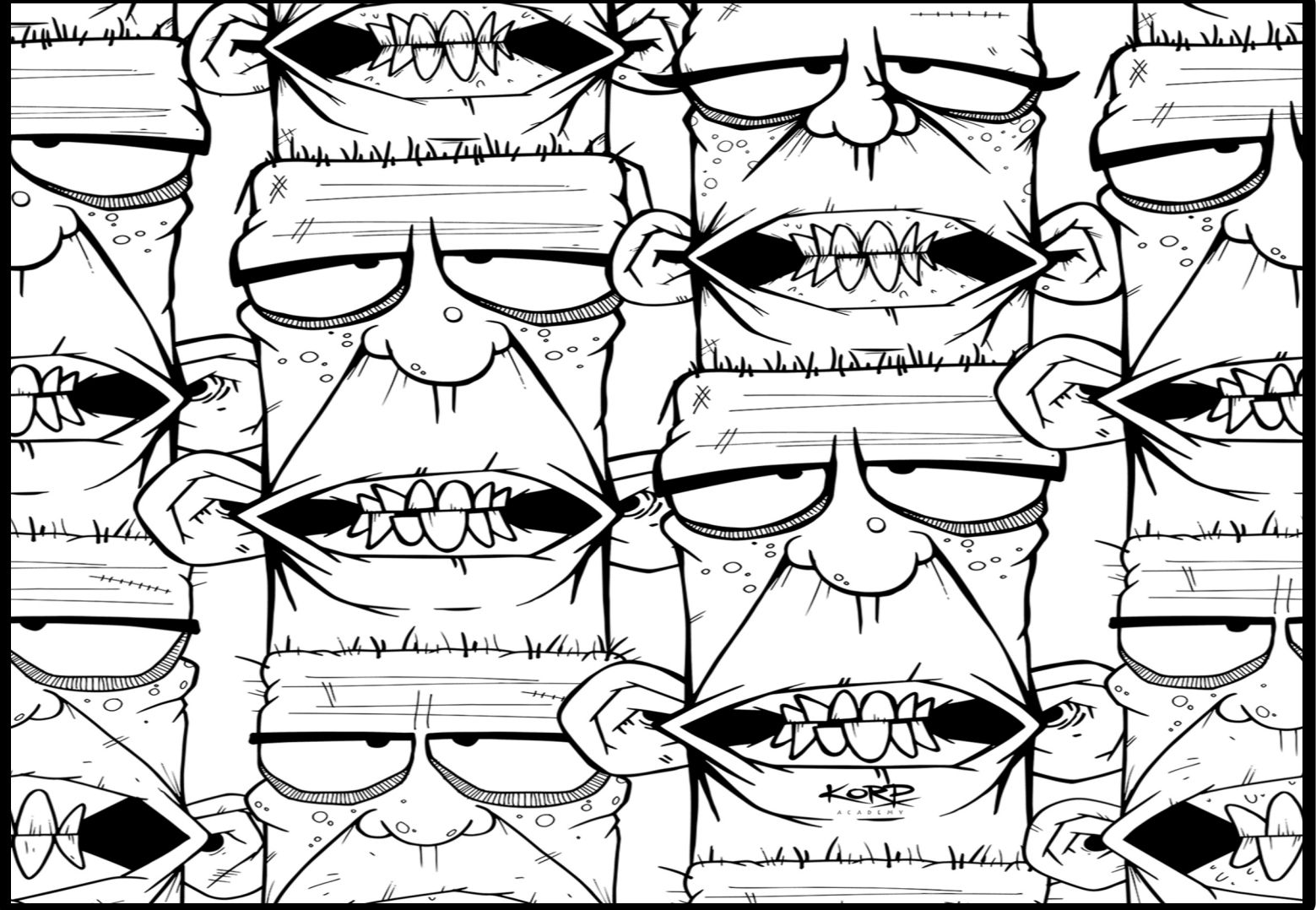
SIX O'CLOCK DOODLE CLUB

SP ZERO is well up for our six o'clock doodle club...
that's on at errrrrm six o'clock



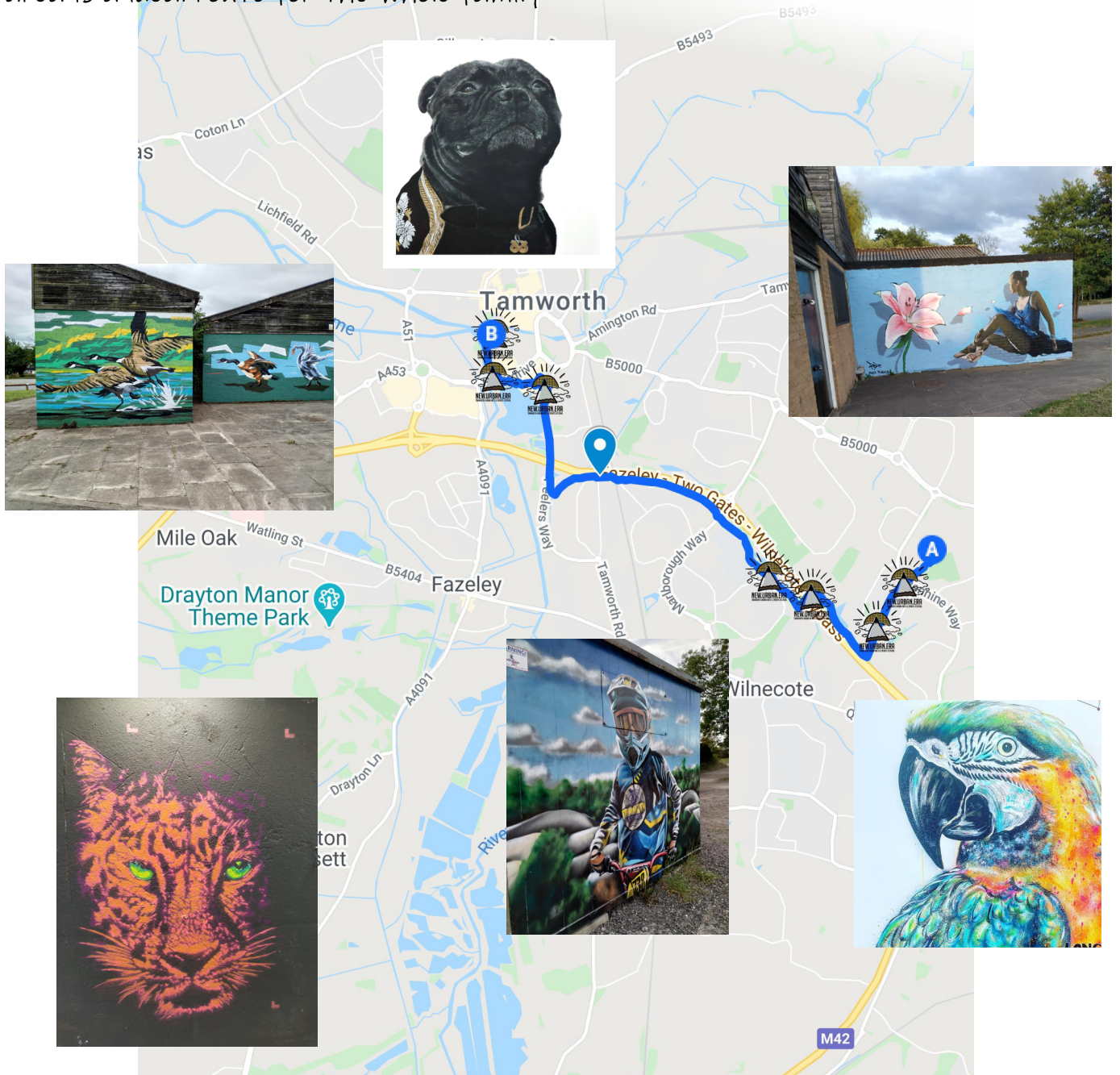
Go get more SP Zero colouring pages from the website





NUE Cycle Arts Trail

Enjoy our cycle arts trail that takes you through some of Tamworth's Nature reserves, starting in the castle grounds and passing through Tamworth Bmx track and a children's play-area is a ideal route for the whole family



FIND OUT MORE ABOUT THE CYCLE ARTS TRAIL ON OUR WEBSITE
AND HAVE AGO ON THE TRAIL PUZZLE.

YOU CAN ALSO DOWNLOAD THE MAP FILE FOR YOUR NAVIGATION APP
(If you don't have one, no worry's we have included links to tried and tested apps for our map)



what you waiting for get on your Bike!!!!



Crmppts BEATBOX workshops

Join Crmppts OUR beatboxer
He's part of the SBX team
Performing at Buttlins resorts
Most summers and will be teaching
you how to Beatbox like a PRO

Beatbox for beginners

say what you see



&



Boots

Cat's

Chicken Tikka

Boots

Cat's

Keep repeating it but try saying it faster

Try using the words Boots , Cats and
Chicken Tikka to make your own drum loop

check out some of Crmppts videos
on our website newurbanera.org
or scan the QR code





We would like to thank everyone who have supported us through this difficult time and made everything we do possible .

It's been an emotional year but we have continued to do what we do best bringing the arts to Tamworth ..

keep staying safe



1-8 Church ST | Tamworth B79 7DH
01827 902113
www.alchemymoontattoocollective.co.uk



wwwshearsphg.com
Shearsheating@yahoo.com
01827 767212 / 07548 813110



Large Format Digital Printing
Vehicle Livery, Shop Signage
Business Stationery and more...

Tel: 07802 882 627
Email: retrographixtamworth@icloud.com



M.B.



ROOFING & PROPERTY MAINTENANCE

- * No call out charge
- * 24HR
- * All work guaranteed

For FREE Home Survey and Quotation contact now on
Email : mbroofing@outlook.com

Tel: 0797347422 or 01827 284887
Freephone: 0800 1558713

UNDERGROUND TATTOO

2 LITTLE CHURCH LANE
TAMWORTH
B79 7AX

WWW.UNDERGROUNDTATTOOTAMWORTH.CO.UK

✉ UGTTATTOO@GMAIL.COM ✉

Instagram: UNDERGROUND TATTOO TAMWORTH

Facebook: UNDERGROUND TATTOO STUDIO TAMWORTH

01827 769579

If you would like to sponsor
New Urban Era's future projects or events
Please contact
email:newurbanerauk@gmail.com